



Insurance Institute for Highway Safety  
Highway Loss Data Institute

# Survey on Marijuana, Alcohol and Driving

**Lifesavers Conference**

Charlotte, NC

March 27, 2017

Jessica B. Cicchino

[iihs.org](http://iihs.org)

**IHS** is an independent, nonprofit scientific and educational organization dedicated to reducing the losses — deaths, injuries and property damage — from crashes on the nation's roads.

**HLDI** shares this mission by analyzing insurance data representing human and economic losses from crashes and other events related to vehicle ownership.

Both organizations are wholly supported by auto insurers.

# Where are we?



Washington, DC

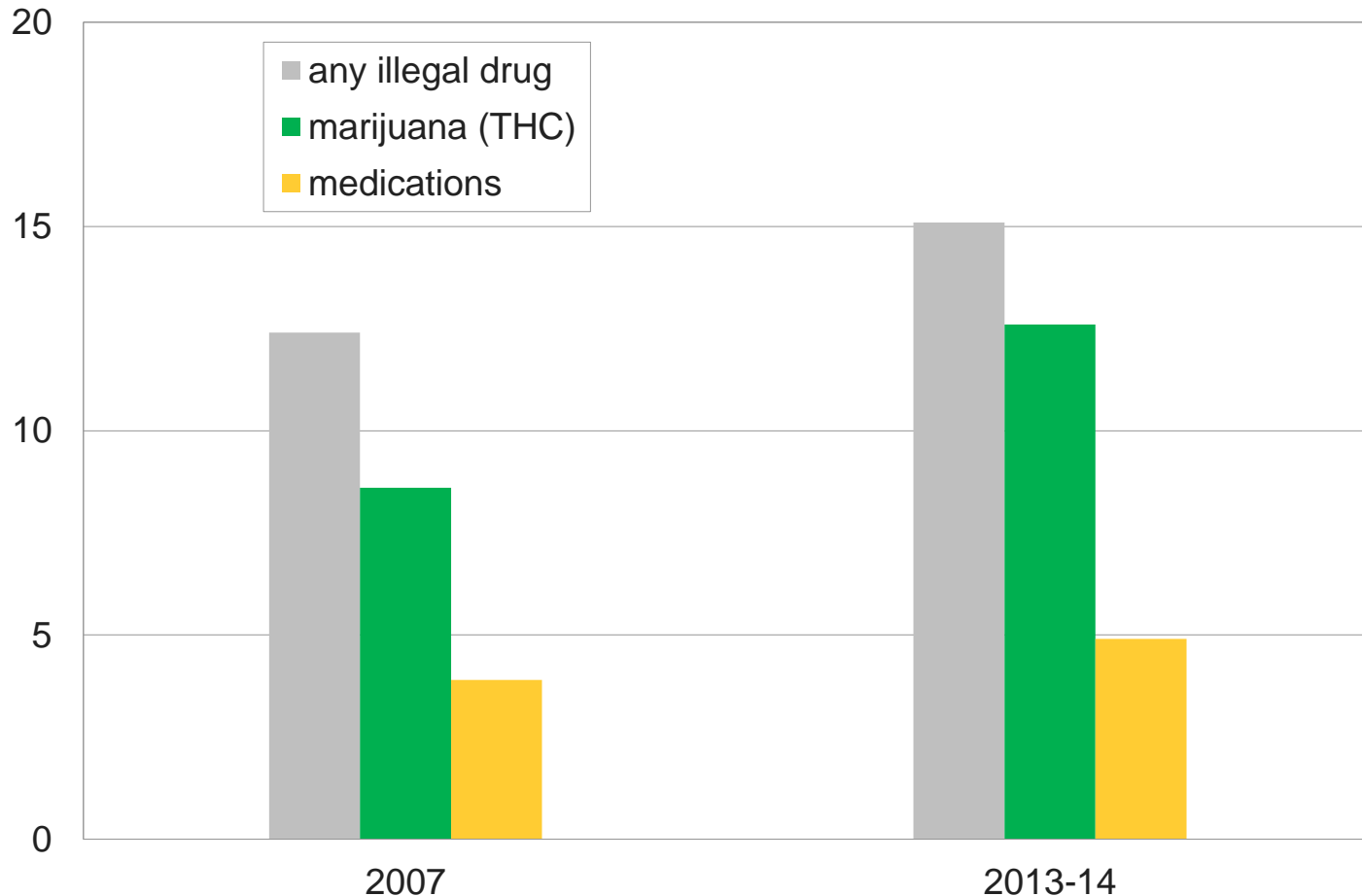


Arlington, VA



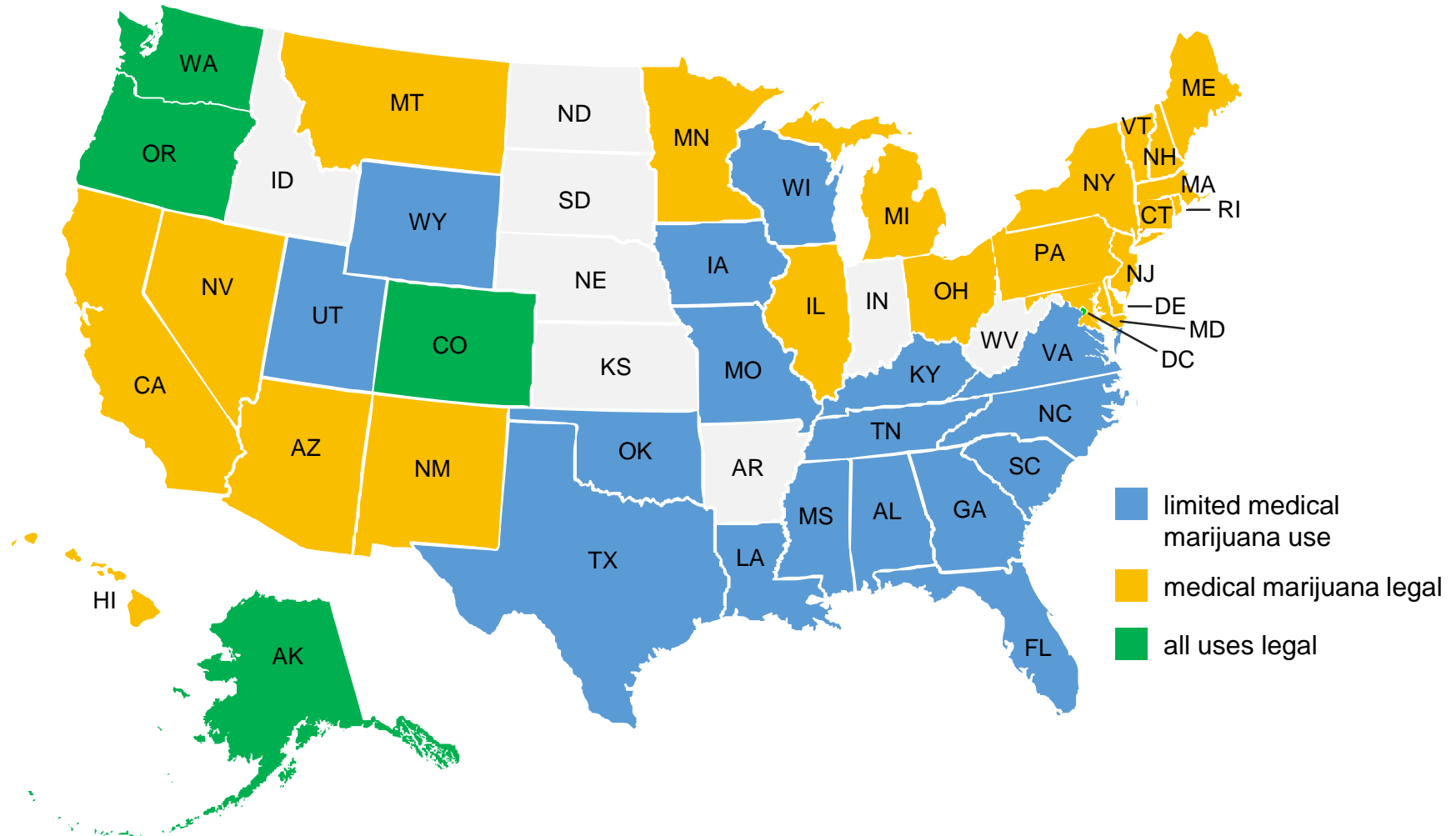
Ruckersville, VA

# Percent of weekend late nighttime drivers with positive drug test in national roadside surveys



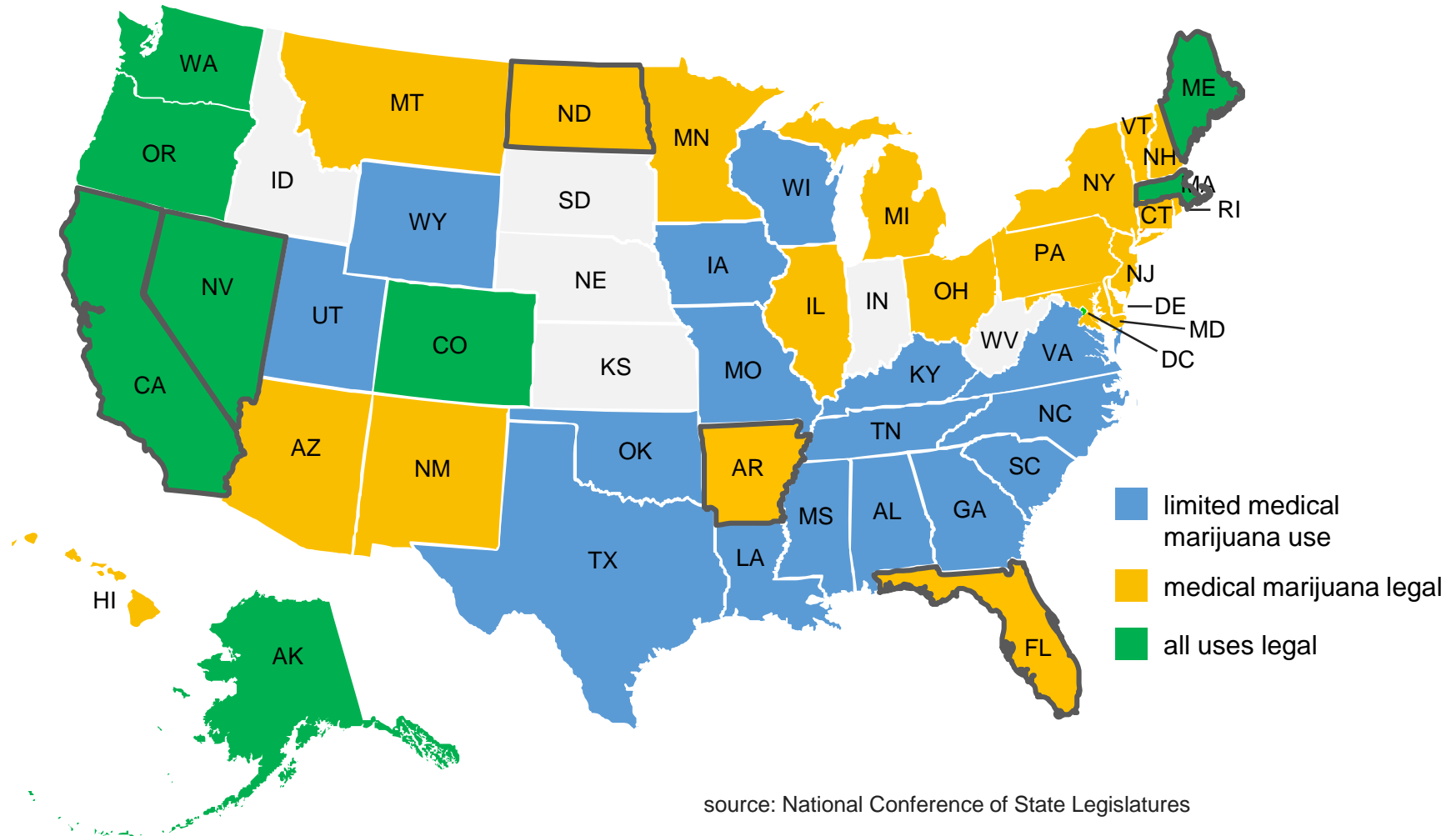
# Laws legalizing some uses of marijuana

Before 2016 general election



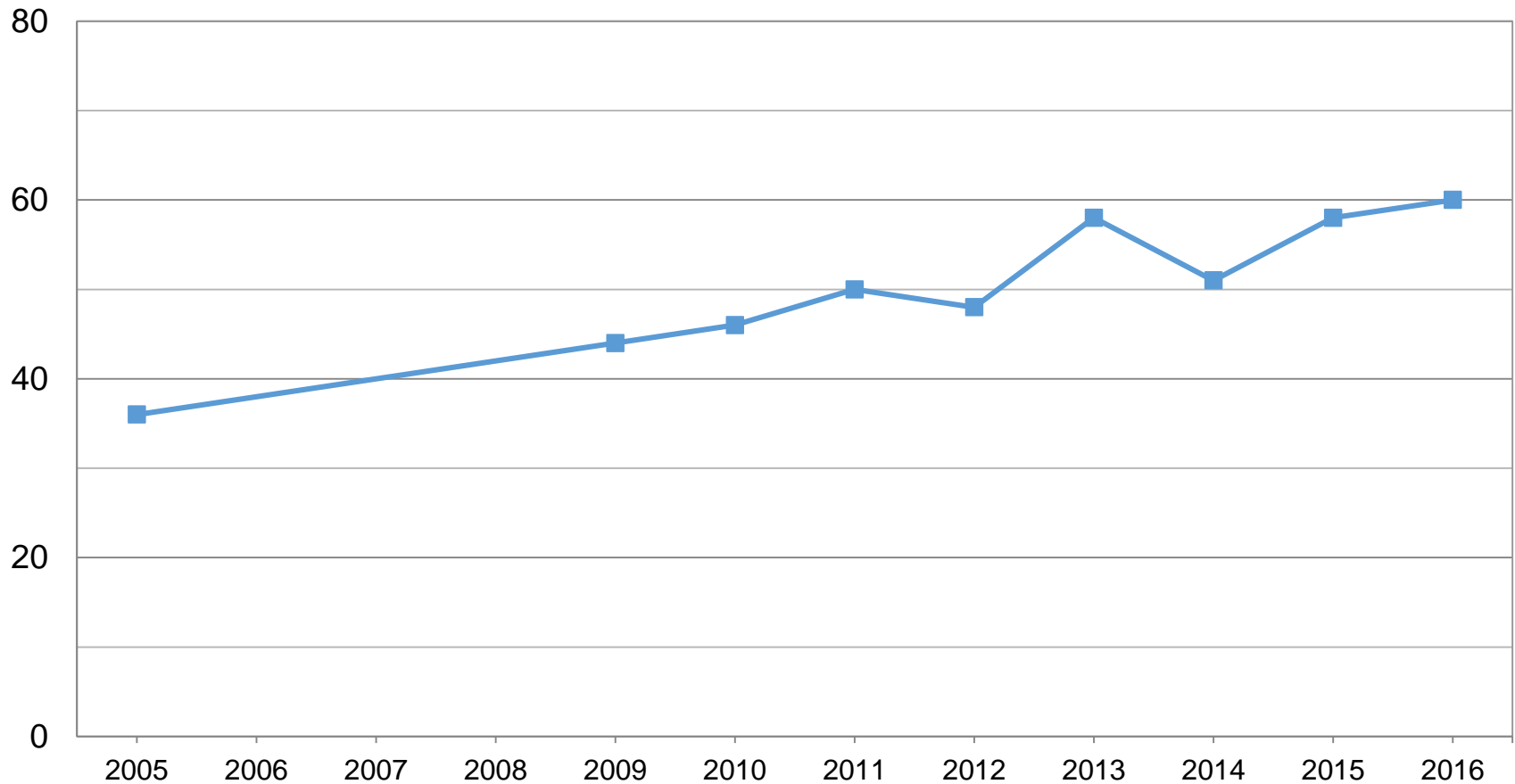
# Laws legalizing some uses of marijuana

After 2016 general election



# Percent of Americans who support marijuana legalization in Gallup poll

2005-16



# Other surveys among U.S. population

- ▶ Reported past-year marijuana use among adults increased from 4 percent in 2001-02 to 10 percent in 2012-13
- ▶ Limited data regarding opinions about marijuana and driving
  - In 2016, 89 percent of drivers said it is unacceptable to drive within 1 hour of using marijuana, and 97 percent said it is unacceptable to drive after having too much to drink (AAA Foundation for Traffic Safety)

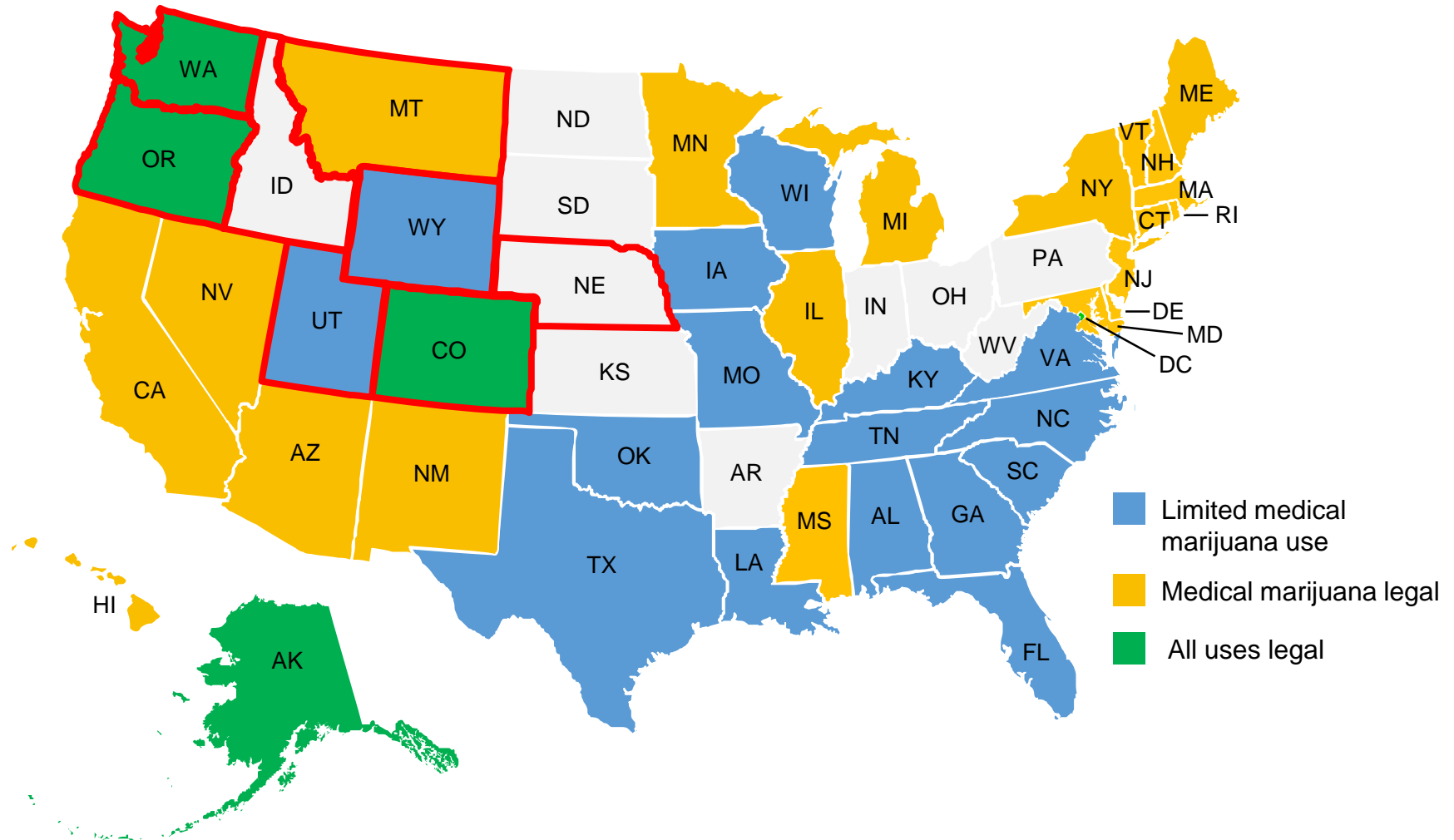


# IHS survey on marijuana, alcohol and driving

- ▶ Telephone survey of drivers age 18 and older conducted July-October 2015
- ▶ Measured opinions and self-reported behaviors regarding driving after using marijuana and alcohol
- ▶ 4,525 respondents
  - 1,508 in three states with legalized recreational marijuana (Colorado, Oregon and Washington)
  - 2,510 in comparison states where recreational use is not legal (Idaho, Montana, Nebraska, Utah, and Wyoming)
  - 507 in other states and the District of Columbia
- ▶ Weights based on U.S. Census estimates for age, sex, and population by state for 2014

# Marijuana legalization laws during study period

July-October 2015



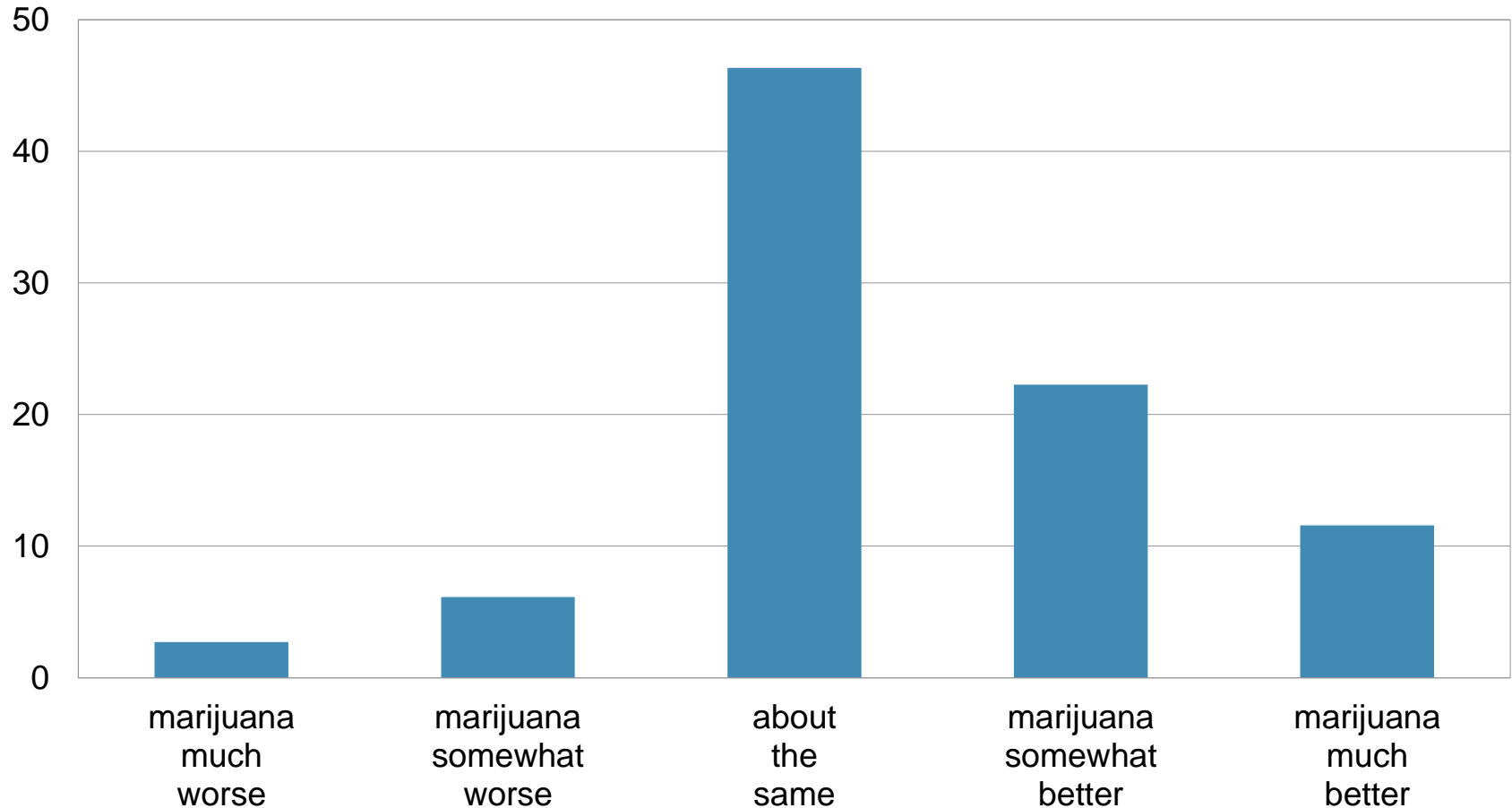
# National opinions of driving after using marijuana and alcohol

Percent

	driving after using marijuana	driving after drinking alcohol
believe it is a problem in community	29	64
agree is it common in community	34	56
agree it increases the likelihood of having a crash	78	98

# Perceived effects of marijuana on driving, in comparison to alcohol

Percent



# Self-reported behaviors

	percent
drink alcohol	57
used marijuana in past year	9
drank alcohol within 2 hours before driving in the past year	19
used marijuana within 2 hours before driving in the past year	3

# Responses to marijuana questions by driver age

Percent

	18-29	30 and older
believe driving after using marijuana is a problem in community	31	29
agree driving after using marijuana is common in community	41	33
agree driving after using marijuana increases crash risk	71	80
report past year marijuana use	19	6
report driving within 2 hours of using marijuana in past year	5	2

# Responses to alcohol questions by driver age

Percent

	18-29	30 and older
believe driving after drinking is a problem in community	61	65
agree driving after drinking is common in community	53	57
agree driving after drinking increases crash risk	97	99
drink alcohol	63	55
report driving within 2 hours of drinking in past year	22	19

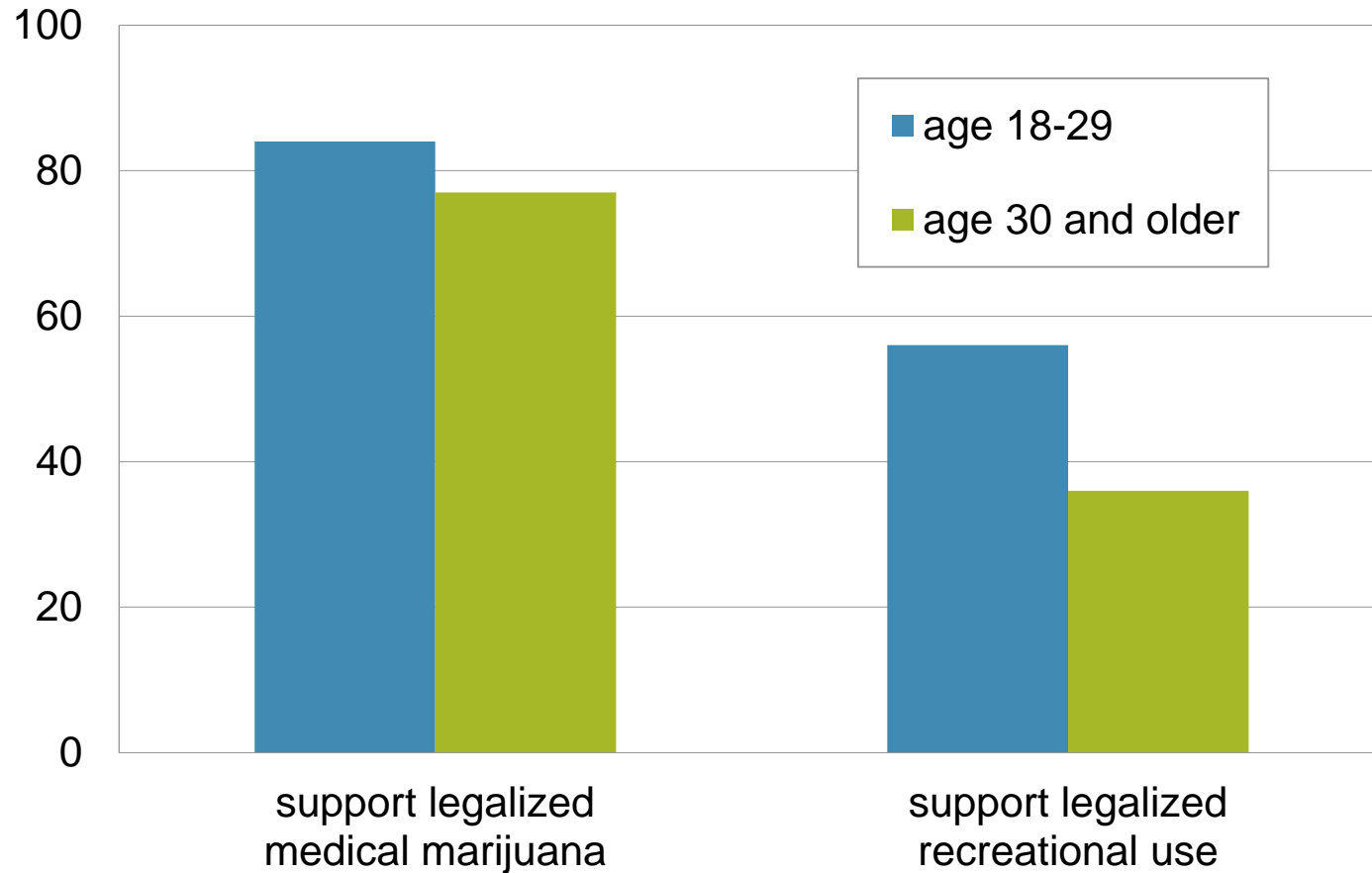
# Opinions of marijuana laws

- ▶ 80 percent of drivers believe marijuana should be legal for medical use
- ▶ 42 percent of drivers believe marijuana should be legal for recreational use by adults age 21 and older



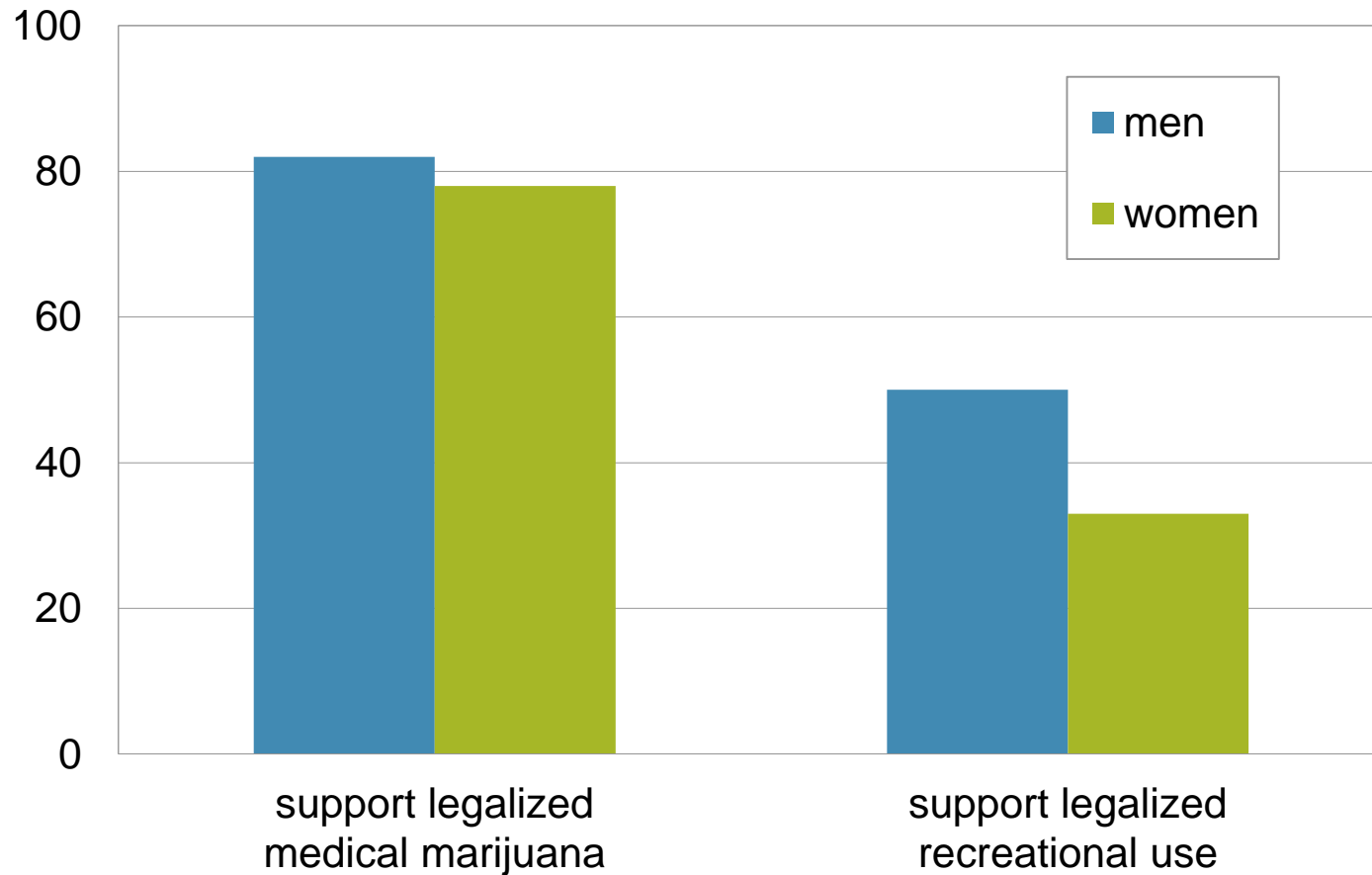
# Opinions of marijuana laws by age

Percent



# Opinions of marijuana laws by gender

Percent



# Responses to marijuana questions by support for legalized recreational marijuana

Percent

	support	oppose
believe driving after using marijuana is a problem in community	18	39
agree driving after using marijuana increases crash risk	61	91
perceive marijuana to have better effect on driving than alcohol	53	20
have ever used marijuana	64	24

# Opinions by state marijuana law

Percent

	recreational marijuana states	comparison states
believe driving after using marijuana is a problem in community	43	28
agree driving after using marijuana is common in community	49	30
agree driving after using marijuana increases crash risk	75	79
believe marijuana's effects on driving are not as bad as alcohol's	36	33
support legalized medical marijuana	84	73
support legalized recreational use	54	34

# Reported marijuana use by state marijuana law

Percent

	recreational marijuana states	comparison states
used marijuana within the past year	16	8
reported increase in use of marijuana during the past 3 years	3	<1
used marijuana within 2 hours of driving during past year	6	3

# Reported alcohol use by state marijuana law

Percent

	recreational marijuana states	comparison states
drink alcohol	60	46
reported decrease in use of alcohol during the past 3 years	18	14
drank alcohol within 2 hours of driving during past year	21	15

# Summary

- ▶ Alcohol use and drinking and driving were more prevalent than marijuana use and driving after using marijuana
- ▶ Marijuana use was much more prevalent among younger drivers compared with drivers 30 and older
- ▶ Attitudes and self-reported behaviors differed substantially between states with legal marijuana and comparison states
- ▶ Plan to conduct periodic surveys to monitor the situation
- ▶ Additional research is needed to understand potential risks of using marijuana and driving



Insurance Institute for Highway Safety  
Highway Loss Data Institute

More information and links  
to our YouTube channel  
and Twitter feed at [iihs.org](http://iihs.org)

**Jessica Cicchino, Ph.D.**  
**Vice President, Research**  
[jcicchino@iihs.org](mailto:jcicchino@iihs.org)  
**703-247-1627**

[iihs.org](http://iihs.org)