

Making the Most of Your State Highway Safety Office

March 17, 2015

Session 7—9:00am to 10:30am



The Past

Kansas Department of Transportation

- 10 years ago
 - Two emphasis areas
 - Alcohol-Kansas Drunk Driving Prevention Center
 - Occupant Protection – including Child Passenger Safety

The Present

KANSAS Traffic Safety Resource OFFICE

All area's of Traffic Safety

- Occupant Protection-including Child Passenger Safety
- Impaired Driving
- Novice Drivers
- SAFE-Seat belts are for Everyone
- Underage drinking and driving
- Distracted Driving Prevention

2,904,021

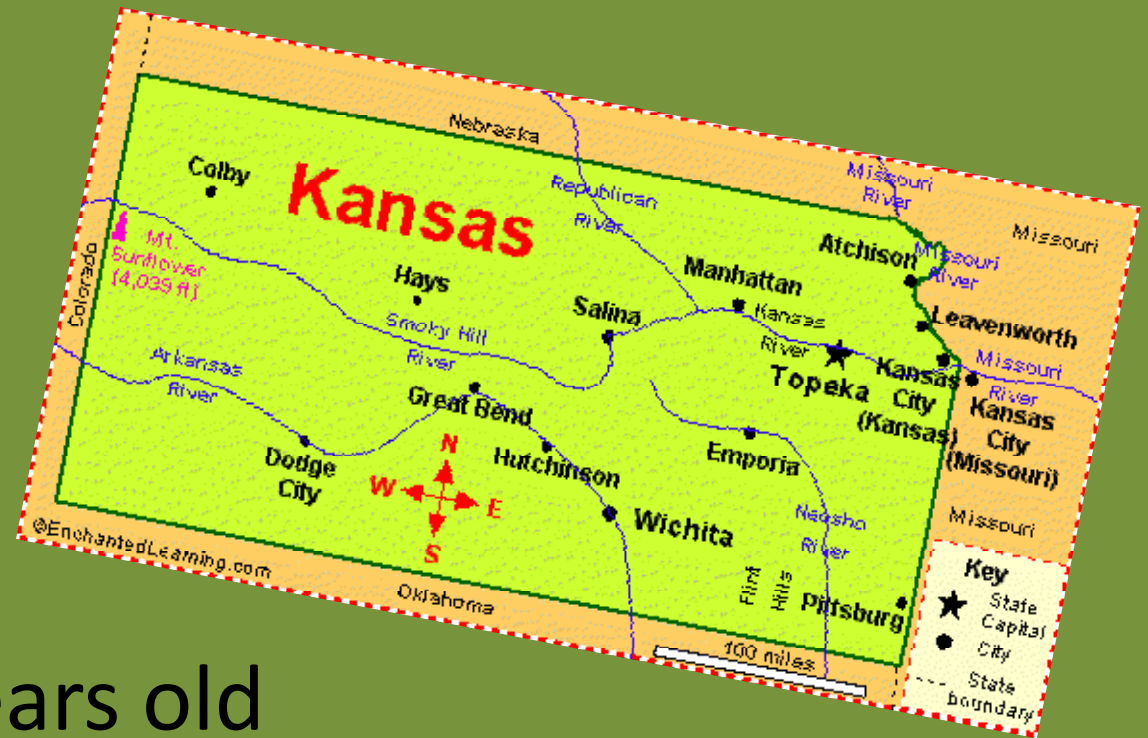
6.9% under 5 years old

25% under 18 years old

13.7% below poverty

\$51,332 Median income

81,758 Square Miles



Child Passenger Safety

CPS Training Budget: \$48,000

- Child Passenger Safety Technician *Training*—
*6 classes, Latch manuals and Car seat
Manufacturer CD*
- Child Passenger Safety Technician Yearly
Update- *6 CEU's*
- Child Passenger Safety Instructor Update

- CPST Renewal Classes- 2
- Assist with additional CPST *courses- Children's Mercy/Via Christi*
- CPST Instructor and Technician renewal *fee-Kansas Highway Patrol*
- CPS Station Pads and check forms

**CPS car seat budget under
Safetylu-405b
\$100,000**

**CPS car seat budget under
Map 21-405b
\$35,000**

**Subject to only 5% of the 405b funding to
the state can be spent on car seats**

CPS Instructor and Technician Count

1 Cheyenne	4 Rawlins	Decatur	4 Norton	1 Phillips	5 Smith	2 Jewell	Republic	Washington	4 Marshall	3 Nemaha	14 Brown	3 Doniphan		
2 Sherman	5 Thomas	1 Sheridan	2 Graham	3 Rooks	Osborne	2 Mitchell	2 Cloud	1 Clay	22 Riley	13 Pottawatomie	1 Jackson	6 Atchison	Leavenworth	Wyandotte
1 Wallace	3 Logan	1 Gove	1 Trego	1 Ellis	9	5 Russell	Lincoln	Ottawa	19 Geary	1 Wabaunsee	5 Shawnee	24 Jefferson	9 Douglas	24 Johnson
Greeley	1 Wichita	2 Scott	2 Lane	1 Ness	1 Rush	3 Barton	1 Ellsworth	2 Saline	2 Dickinson	1 Morris	16 Lyon	1 Osage	5 Franklin	7 Miami
1 Hamilton	7 Kearny	19 Finney	2 Hodgeman	2 Pawnee	2 Edwards	2 Stafford	9 Reno	5 McPherson	3 Marion	1 Chase	16 Lyon	2 Coffey	1 Anderson	1 Linn
Stanton	3 Grant	2 Haskell	3 Gray	5 Ford	1 Edwards	1 Stafford	1 Reno	9 Harvey	6 Sedgwick	30 Butler	5 Greenwood	1 Woodson	1 Allen	2 Bourbon
1 Morton	1 Stevens	8 Seward	1 Meade	Clark	4 Kiowa	1 Pratt	2 Kingman	2 Sedgwick	1 Butler	5 Butler	Elk	1 Wilson	7 Neosho	8 Crawford
1 Morton	1 Stevens	8 Seward	1 Meade	Clark	Comanche	1 Barber	1 Harper	1 Sumner	9 Cowley	9 Cowley	2 Chautauqua	7 Montgomery	3 Laporte	2 Cherokee

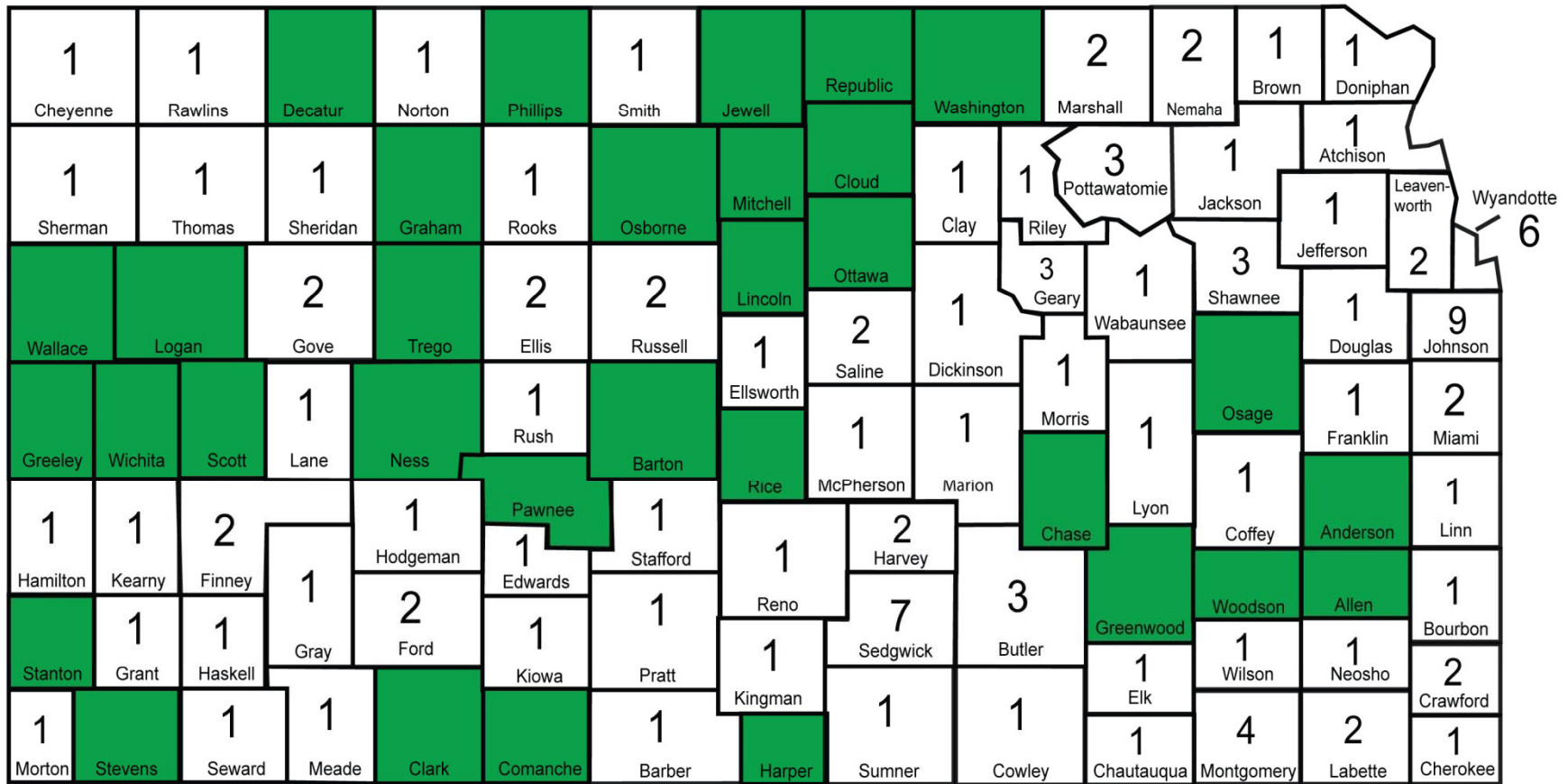
608 Total

578 Technicians

30 Instructors

1/5/2015

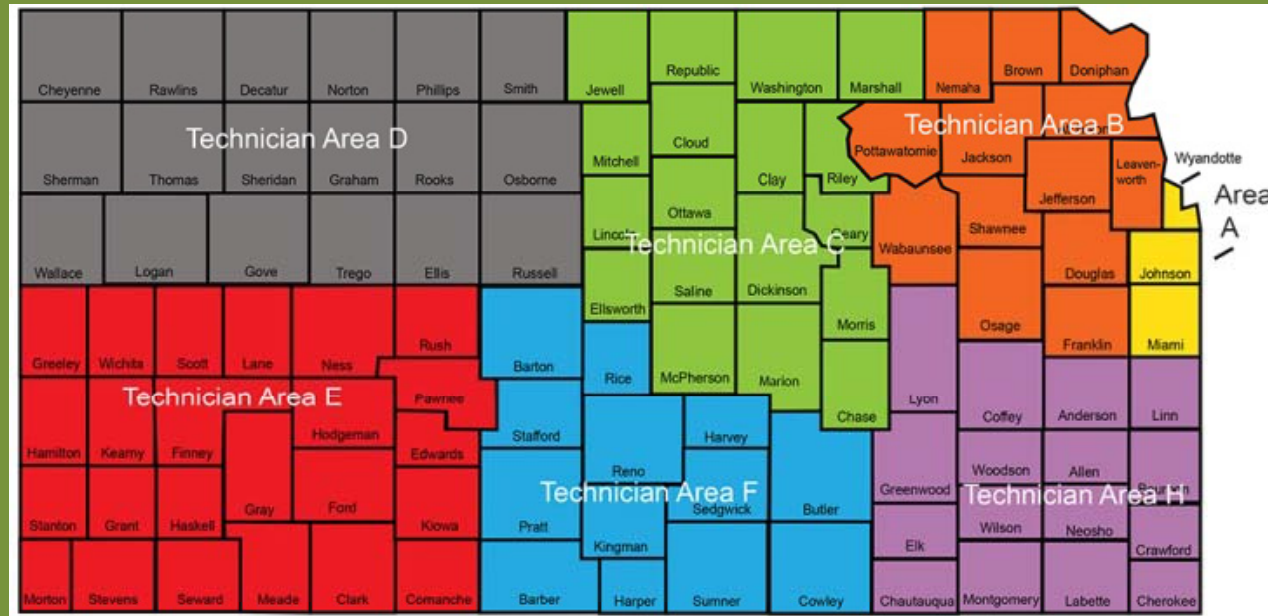
Number of CPS Inspection Stations



116 Total Stations

1/5/2015

Instructor/Technician Areas



	County	FirstName	LastName	Email	Phone
Technician Area A	Wyandotte	Phyllis	Larimore	plarimore@cmh.edu	816/234-1607
	Wyandotte	Shannon	Bernal	smbernal@cmh.edu	816/234-1607
	Johnson	Jordan	Couturier	jordanc@leawood.org	913/663-9357
	Johnson	Susie	Girten	sgirten@saint-lukes.org	816-932-3426
	Johnson	Steven	Jensen	sjensen333@comcast.net	913-764-2362
	Johnson	Howard	Dickinson	hfd123@msn.com	913/449-2439
	Wyandotte	Steve	Rios	srios@kckpd.org	913-596-3000
Technician Area B	Shawnee	Donald	Hughes	dhughes@khp.ks.gov	785-296-3102
	Douglas	Sherri	Cannon	sherri.cannon@dot.gov	816-329-3908
	Douglas	John	Drees	john.drees@lmh.org	785-505-3067
	Shawnee	Amanda	Horner	ahorner@dcca.org	800-416-2522
	Shawnee	Timothy	McCool	tmccool@dcca.org	800/416-2522
	Shawnee	Cherie	Sage	csage@kdheks.gov	785/296-1223
	Shawnee	Norraine	Wingfield	nwingfield@dcca.org	800-416-2522
Technician Area C	Saline	Benjamin	Gardner	bgardner@khp.ks.gov	785-827-4437
	Clay	Pamela	Kemp	kemp@kansas.net	785/632-5802
	Saline	J.L.	Riedel	jriedel@khp.ks.gov	785-827-3065
Technician Area D	Ellis	Tod	Hileman	thileman@khp.ks.gov	785/259-5843
Technician Area E	Finney	Mike	Racy	mracy@khp.ks.gov	620/276-3201
	Finney	Troy	Davis	troy.davis@gardencityks.us	620-276-1300
	Ford	Eric	Fisher	efisher@fordcounty.net	620-408-6907
Technician Area F	Sedgwick	Catherine	Bitter	cathy.bitter@viachristi.org	316/616-5539
	Sedgwick	Carol	Hancock	carol.hancock@wesleymc.com	316-962-2068
	Butler	Loneta	Krack	krackers@prodigy.net	316-962-2105
	Sedgwick	Ronda	Lusk	Ronda.lusk@viachristi.org	316/946-5045
	Sedgwick	Lenny	Rose	lrose@wichita.gov	316-268-4407
	Reno	Alvin	Sowers	asowers@kletc.org	620-694-1400
	Harvey	Gary	Warner	gwarner2@att.net	620/546-3708
Technician Area H	Neosho	Rick	Wingate	rwingate@khp.ks.gov	620-431-2100
	Anderson	Heather	Corley	heathercorley@hotmail.com	785-448-8372

2013 - 2014

Number of Seats Distributed and Checked

1 Cheyenne	4 2 Rawlins	4 Decatur	3 6 Norton	Phillips	7 3 Smith	Jewell	Republic	1 2 Washington	26 16 Marshall	1 7 Nemaha	5 14 Brown	17 1 Doniphan			
2 Sherman	2 Thomas	2 Sheridan	Graham	3 7 Rooks	Osborne	Mitchell	1 Cloud	9 6 Clay	7 2 Riley	49 10 Pottawatomie	30 9 Jackson	3 1 Atchison	Leavenworth	Wyandotte	
Wallace	1 Logan	4 Gove	Trego	2 3 Ellis	11 Russell	Lincoln	2 Ottawa	2 1 Dickinson	32 51 Geary	9 Wabaunsee	71 21 Shawnee	2 1 Jefferson	10 29 Leavenworth	246 50 Wyandotte	
4 Greeley	4 3 Wichita	1 Scott	2 15 Lane	1 2 Ness	Rush	4 3 Barton	2 Ellsworth	5 9 Saline	2 1 Dickinson	2 13 Morris	3 Lyon	7 3 Douglas	18 149 Johnson	3 2 Miami	
5 15 Hamilton	5 16 Kearny	89 76 Finney	1 17 Gray	4 18 Hodgeman	Pawnee	4 2 Stafford	2 2 Rice	14 4 McPherson	3 10 Marion	2 13 Morris	3 Lyon	Osage	1 30 Franklin	3 2 Miami	
2 Stanton	17 14 Grant	4 7 Haskell	1 17 Gray	3 7 Ford	7 1 Edwards	1 3 Kiowa	18 13 Pratt	15 3 Kingman	9 4 Harvey	77 8 Sedgwick	4 19 Butler	13 Greenwood	2 Wilson	1 123 Neosho	8 Bourbon
9 Morton	8 2 Stevens	16 118 Seward	19 19 Meade	Clark	1 Comanche	2 1 Barber	Harper	5 Sumner	11 24 Cowley	4 19 Butler	1 1 Elk	8 Chautauqua	58 18 Montgomery	21 1 Laporte	2 Cherokee

10/1/2014

1511 - Seats Distributed
1001 - Seats Checked

290 - Did not indicate a county
147 - Did not indicate a county

Number of Seats Distributed per County

Cheyenne 2 3 17 4	Rawlins 5 9 4 17 4	Decatur 1 2 4	Norton 2 3 10 2 1	Phillips 3 3 3	Smith 12 8 10 7 4	Jewell 1 2	Republic	Washington 1 8 2 1 4	Marshall 32 17 36 16 20	Nemaha 1 16 5 7	Brown 38 25 71 14 6	Doniphan 3 17 19 17 6	Wyandotte 246 351 137 199 411	
Sherman 2 2 6 2	Thomas 7 2 7 1 2	Sheridan 10 7 8 2 10	Graham 1	Rooks 8 3 9 6 3 11	Osborne 1	Mitchell 9 6 6 6	Cloud 10 1 1	Clay 7 9 6 9 7	Pottawatomie 20 30 49 75 7 15 20 38	Jackson 26 30 8 24 30	Atchison 28 37 6 3 3	Leavenworth 14 2 14 4 21 16 19 29 34 23	Jefferson 19 29	
Wallace 1	Logan 2 1 1	Gove 10 4 12 24	Trego 10 6 3 10	Ellis 12 7 2 7 13 1	Russell 8 11 8 23 7	Lincoln 11 11 8 5 2 12	Ottawa 2 1	Saline 2 2	Geary 14 9 47 32 51 3 2 8 43	Wabaunsee 16 1 2 9 1	Shawnee 8 21 13	Douglas 7 7 7 8 7 39	Johnson 55 44 42 18 90	
Greeley 2 2	Wichita 6 7 4 21 15	Scott 3 1 1	Lane 16 17 4 18	Ness 1 2	Rush 3 3 3 1 2	Ellsworth 2 1	Rice 1 2 3	McPherson 10 19 6 14 7	Marion 23 19 19 17	Morris 12 16 20 13 2	Lyon 20 1 6	Osage 2 2 3 5	Franklin 7 6 9 30 3	Miami 14 4 9 3 5
Hamilton 30 2 5 4 18	Kearny 9 13 4 5	Finney 19 17 89 45	Hodgeman 64 18 57 36 18 58	Edwards 7 4 1	Stafford 22 23 19 20 4 46	Reno 52 105 55 22	Harvey 33 21 9 20 36	Chase 4 9 4 18	Lyon 25 7 28 13 11	Coffey 1 1 3 1	Anderson 8 5 15 7	Linn 6 3 4 8 2		
Stanton 1 2 5 2	Grant 11 9 21 17 9	Haskell 50 7 54 63 26	Gray 5 17	Ford 31 7 25 4 28	Kiowa 3 1 5 3 12 2	Pratt 12 18 17 18 28	Kingman 8 15 13 8 15 10	Sedgewick 147 77 280 232	Butler 4 9	Greenwood 28 13 11	Woodson 1 1 3 1	Allen 19 16 12	Bourbon 3 9 4 22 8	
Morton 11 9 5 10	Stevens 38 8 30 29 30	Seward 36 102 54 118 25	Meade 21 19 35 17 24	Clark 6 1 2	Comanche	Barber 7 1 7 6	Harper 18 1 8	Sumner 1 4 12 5 16	Cowley 36 19 19 24 17	Elk 6 1 4 2	Chautauqua 13 8 7 10 5 7	Montgomery 41 113 80 58 43	Labette 32 21 46	Cherokee 5 2 5 2 2 2

2010 Totals
 2011 Totals
 2012 Totals
 2013 Totals
 2014 Totals

10/1/2014

DATA

KANSAS Traffic Safety Resource OFFICE

This report will show the statistics gathered from NHTSA demographic forms which are required from all child passenger safety inspection stations distributing car seats in Kansas. KTSRO was contracted October 1, 2013 to maintain stations along with ordering and distributing seats to those locations. Between September 15, 2013 and September 15, 2014, KTSRO distributed 2133 seats to 96 locations across Kansas. Seats are provided to have available if the need arises to replace a seat during an inspection. **Demographic forms are collected on KTSRO seats that are distributed to the stations. Form numbers listed below may contain some seats from the previous year or other seats provided by other sources.**

Type of Seat	Number Received
Infant	66
Convertible	829
Combination	149
High Back Booster	357
Backless Booster	94
Other Seat	7
No Seat Type Indicated	9
Total Number of Forms Returned	1511

Income Level Comparison

Income Level	Infant	Convertible	Combination	High Back Booster	Backless Booster	Other Seat	No seat Type
Not Indicated	32	550	93	229	69	4	1
Under \$20,000	13	188	36	96	16	1	6
\$20,000 - \$40,000	8	51	14	19	6	2	2
Over \$40,000	13	40	6	13	3	0	0

Comparison by Month

Month	Infant	Convertible	Combination	High Back Booster	Backless Booster	Other Seat	No Seat Type
Not Indicated Prior to September 2013	6	24	3	20	1		7
September 2013	1	64	16	23	6		
September 2013	3	58	3	17	5	3	
October 2013	9	52	9	22	5		1
November 2013	4	72	23	15	21	1	
December 2013	7	50	15	26	5	1	
January 2014	3	57	6	11	2		
February 2014	3	79	5	28	4		
March 2014	5	68	6	50	12		1
April 2014	2	50	14	34	8	1	
May 2014	7	45	6	27	16		
June 2014	8	44	9	19	5		
July 2014	5	38	9	16	1		
August 2014	3	87	20	34	2	1	
September 2014	0	41	5	15	1		

Comparison by Age

Age	Infant	Convertible	Combination	High Back Booster	Backless Booster	Other Seat	No Seat Type
Not Indicated	1	14	3	13			4
Expecting	33	122					
Less than 1	32	355	8			2	2
1		245	15	36	1		1
2		62	42	75	3		1
3		23	52	75	6	1	
4		4	28	77	21	1	1
5		4	1	43	30	1	
6				71	15	1	
7				12	12		
8				3	4	1	
9				2	2		
10							
11							

Family Member Comparison

Number in Family	Infant	Convertible	Combination	High Back Booster	Backless Booster	Other Seat	No Seat Type
Not Indicated	7	52	13	15	17		
1 Member	3	4	2	5			
2 Members	5	79	11	18	2		
3 Members	14	208	26	70	13	1	3
4 Members	18	184	29	86	22	1	1
5 Members	11	147	31	83	24	3	2
6 Members	2	95	24	43	8		3
7 Members	3	40	7	22	3	2	
8 Members	1	15	3	10	5		
9 Members	2	2	3	2			
10 Members		1		2			
11 Members		1					
12 Members		1		1			

Race or Ethnic Group Comparison

Race/Ethnic Group	Infant	Convertible	Combination	High Back Booster	Backless Booster	Other Seat	No Seat Type
Not Indicated	7	48	13	25	5		
White	27	416	66	169	19	2	4
Black	4	68	17	41	6		4
Hispanic/ Latino	22	182	39	81	41	4	1
Asian/Pacific Islander	2	18		15	3		
Native American		10	2	4		1	
Other		36	6	3	18		
White/ Native Amer.	1	8		3			
White/Black		17		5	1		
White/Hispanic/Latino	1	17	3	8			
White/Black/Asian		1					
Black/Asian/Other		2					
White/Black/Hispanic/Latino		2					
White/Asian				1			
Black/Asian		1					
Black/Hispanic/Latino			1	1			
White/Hispanic/Latino/Asian							
White/Other		2					
Hispanic/Latino/Asian/Other	1						
Black/Other		1	1			1	
Hispanic/Native American			1	1			
Hispanic/Latino/Other	1						

Remember

CPS car seat budget under

Safetylu-405b

\$100,000

CPS car seat budget under

Map 21-405b

\$35,000

Subject to only 5% of the 405b funding to
the state can be spent on car seats

How do we cut \$65,000!!

- Implemented a policy where seats were not distributed unless proof of low income status was shown
- Data was collected

Meet and Greet



State Highway Safety Plan

Data Driven Programs

Norraine Wingfield

Kansas Traffic Safety Resource Office

800-416-2522

nwingfield@dccca.org