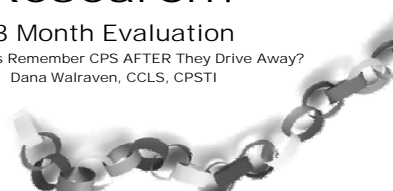


The Center for
Children's Health
led by Cook Children's

What's New in Research?

3 Month Evaluation


Do Parents Remember CPS AFTER They Drive Away?
Dana Walraven, CCLS, CPSTI



Provided for the benefit of the children in our community by **CookChildren's**

The Center for Children's Health slide 2

Knowing that every child's life is sacred, it is the promise of Cook Children's to improve the health of every child in our region through the **prevention** and treatment of illness, disease and **injury**.



The Center for Children's Health slide 3

SAFE K:DS

TARRANT COUNTY
led by Cook Children's

Dana Walraven
SKIC Coalition Coordinator
CHO Manager

Jeremiah Salmon
Injury Prevention Coordinator

Magdalena Santillan
Injury Prevention Project Specialist

Kenzie Tabor
Injury Prevention Project Assistant

Ivonne Ross
Community Health Outreach Clerk

Provided for the benefit of the children in our community by **CookChildren's**

The Center for Children's Health slide: 7

Trying Hard Is Not Good Enough
Mark Friedman

Results-Based Accountability (RBA)

- Disciplined way of thinking & taking action
- Used to improve quality of life in communities and performance of programs/service systems
- Starts with the end in mind
- Works backward, step by step, to means

Provided for the benefit of the children in our community by **CookChildren's**

7

RBA: Performance Measures

		Quantity	Quality		
Effort		<p>How much did we do?</p> <p># clients/customers served</p> <p># activities</p>	<p>How well did we do it?</p> <p>% Common measures (e.g., client staff ratio, workload ratio, staff turnover rate, staff morale, % staff full trained, % clients seen in their own language, worker safety, unit cost)</p> <p>% Activity-specific measures (e.g., % timely, % clients completing activity, % correct & complete, % meeting standard)</p>		
Effect		<p>Is anyone better off?</p> <table style="width: 100%;"> <tr> <td style="width: 50%;"> <p>Skills/Knowledge (e.g., parenting skills)</p> <p>Behavior (e.g., school attendance)</p> </td> <td style="width: 50%;"> <p>Attitude/Opinion (e.g., toward drugs)</p> <p>Circumstance (e.g., employment, in stable housing)</p> </td> </tr> </table>		<p>Skills/Knowledge (e.g., parenting skills)</p> <p>Behavior (e.g., school attendance)</p>	<p>Attitude/Opinion (e.g., toward drugs)</p> <p>Circumstance (e.g., employment, in stable housing)</p>
<p>Skills/Knowledge (e.g., parenting skills)</p> <p>Behavior (e.g., school attendance)</p>	<p>Attitude/Opinion (e.g., toward drugs)</p> <p>Circumstance (e.g., employment, in stable housing)</p>				

*From Results-Based Accountability™ as presented in the book "Trying Hard Is Not Good Enough" by Mark Friedman

8

The Center for Children's Health slide: 9

FY2013 Year-End: October 1, 2013 – September 30, 2013

Knowing that every child's life is sacred, it is the promise of Cook Children's to improve the health of every child in our region through the prevention and treatment of illness, disease and injury.

SAFE KIDS

Dashboard of Safe Kids of Tarrant County Key Performance Measures

The Center for Children's Health through Community Health Outreach includes Safe Kids Tarrant County, a coalition of partners working together to prevent accidental childhood injury.

How much did we do?	How well did we do it?
95 Car seat check events hosted	100% Percent of families served that were able to correctly install car seats after training
592 Car seats distributed to families	100% Percent of car seat check events hosted in priority low-income zip codes, increasing access to injury prevention services
1,109 Car seats checked for correct installation	66% Percent of families trained that are low-income
22 Community members trained in National Child Safety Passenger Certification (Measured On: 2 & 4)	
531 Community members receiving injury prevention training	
87,668 Injury prevention educational resources distributed	


Is anyone better off?
92% Improvement in car seat misuse after training (82% of car seats are presented with critical misuse at arrival; 100% of caregivers correctly install car seats after training)
88% Percent of parents/caregivers continuing to use safe car seat practices at 3-month follow-up (Parent survey 2013/2014 results to date)
0% Percent of children in motor vehicle accidents within three months of the car seat education event that sustained an injury requiring medical treatment (0-4; Parent survey 2013/2014 results to date)
91% Percent of parents reporting that they are confident installing their child's safety seat three months after receiving training as a car seat education event (Parent survey 2013/2014 results to date)
95% Percent of students in National Child Passenger Safety training demonstrating proficiency to teach hands-on installation of car seats

*From Results-Based Accountability™ as presented in the book "Trying Hard Is Not Good Enough" by Mark Friedman

Provided for the benefit of the children in our community by **CookChildren's**

The Center for Children's Health slide 10





Measuring Change



Provided for the benefit of the children in our community by **CookChildren's**


The Center for Children's Health slide 11

METHODOLOGY

- Time Frame: January 15 – December 15, 2013
- Sample: 300 Participants
- Data Collection: SKTC Checklists
- Data Analysis

11 Provided for the benefit of the children in our community by **CookChildren's**



and the Survey Says....

Provided for the benefit of the children in our community by **CookChildren's**

The Center for Children's Health slide 13

Survey Respondents: n = 302

Caregivers	%
Mothers	76%
Fathers	12%
Grandparents	8%
Other	4%
Age	
51 or over	7.0%
41-50	7.0%
31-40	41.7%
22-30	38.4%
18-21	5.6%
17 or under	.3%

Provided for the benefit of the children in our community by **CookChildren's**

Source: "2013-14 Child Passenger Follow-Up Survey."

The Center for Children's Health slide 14

Survey Respondents

Race	N = 302
White/Caucasian	44%
Hispanic or Latino	39%
African American	12%
Asian/Pacific Islander	4%
American Indian/Alaskan	1%

Provided for the benefit of the children in our community by **CookChildren's**

Source: "2013-14 Child Passenger Follow-Up Survey."

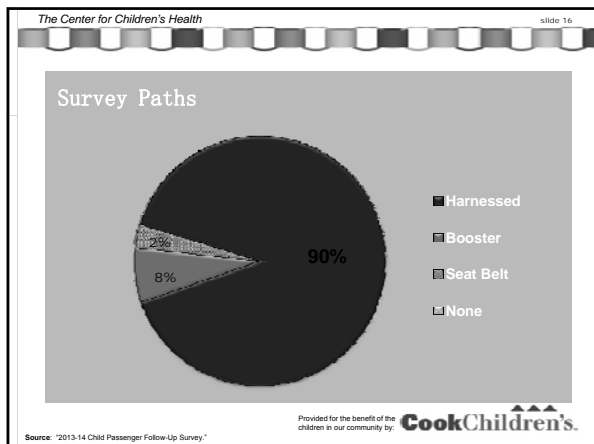
The Center for Children's Health slide 15

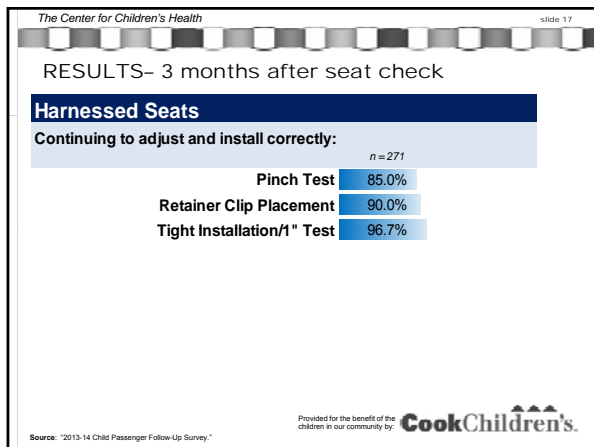
Survey Respondents

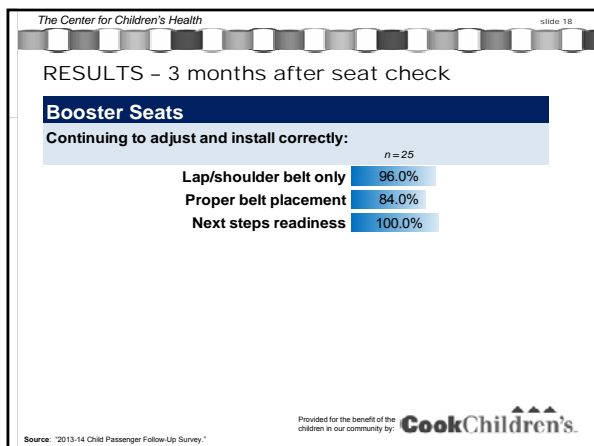
Education Level	n = 302
4 (+) year college	38%
2 year/some college	27%
High school graduate	29%
Less than high school	6%

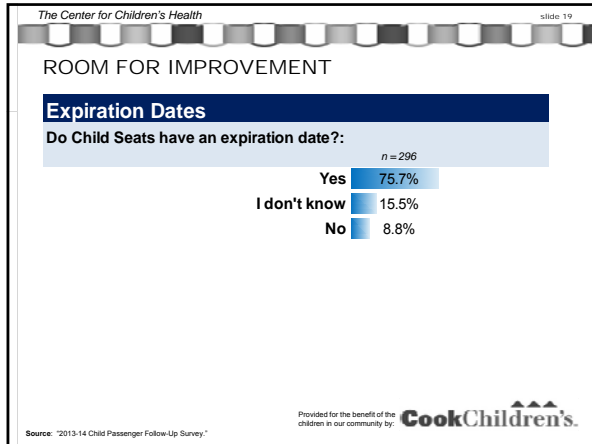
Provided for the benefit of the children in our community by **CookChildren's**

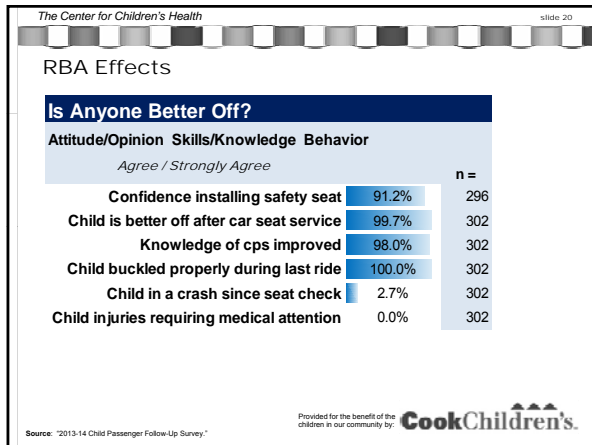
Source: "2013-14 Child Passenger Follow-Up Survey."











The Center for Children's Health slide 21

Is Anyone Better Off?

"they showed me some things that I didn't know even with self-research"

"It has made me feel more secure when I move the car seat to different cars"

"I commend them for getting the knowledge through to me even in the middle of the 'pandemonium' of my children fighting and hurting each other!"

"good program--because everything was explained to me (in Spanish language) so I could understand clearly"

"good service--good instruction & patient instructors (my English is limited)"





"I loved that the instructors were so hands-on: they showed me how to install the seats and then had me reinstall them so that I would know exactly how to do it. I feel very confident now about doing it and have showed other people as well"

"I am so thankful for the service and especially for the helpfulness of the people that were there"

Provided for the benefit of the children in our community by **CookChildren's**


The Center for Children's Health slide 22

How To's...

-  > Time Frame ~ Manageable for team
-  > Sample ~ <https://www.surveymonkey.com/mp/sample-size/>
-  > Data Collection ~ SKW Checklists
-  > Data Analysis ~ Staff / Volunteers collect data

22 Provided for the benefit of the children in our community by **CookChildren's.**

The Center for Children's Health slide 23



Please email Dana.Walraven@cookchildrens.org for the final report provided at the 2014 Lifesavers Conference.

Provided for the benefit of the children in our community by **CookChildren's.**
